

**LRF and BREEDPLAN LRF en BREEDPLAN**

**Newsletter July 2023 Nuusbrief Julie 2023**

|                    |          |                 |            |                       |                              |
|--------------------|----------|-----------------|------------|-----------------------|------------------------------|
| LRF/BREEDPLAN NEWS | CALENDAR | STOCKMAN SCHOOL | HERDMASTER | SOCIETIES and COURSES | LRF WEBSITE and SOCIAL MEDIA |
|--------------------|----------|-----------------|------------|-----------------------|------------------------------|

**LRF/BREEDPLAN NEWS**

**BREEDPLAN Days to Calving Templates**

We are pleased to announce the availability of four new Microsoft Excel templates that can be used to submit Days to Calving (DTC) information to BREEDPLAN. It is expected that these templates will assist beef producers in the submission of DTC information to BREEDPLAN. For more details on how to record DTC information, please see the [Recording Days to Calving Information tip sheet](#).

The four new templates are:

- 1. Submitting DTC Information - Natural & AI Joinings**  
This template can be used to submit [natural joining and/or AI program information](#) to BREEDPLAN.
- 2. Submitting DTC Information - DTC Disposal Codes**  
This template can be used to submit [DTC Disposal Codes](#) for any female that left the herd between joining and calving to BREEDPLAN.  
*Please note: the DTC Disposal Code is for BREEDPLAN use only, and differs from the fate codes you provide to your breed society.*
- 3. Submitting DTC Information - Preg Test Results**  
This template can be used to submit [pregnancy test results](#) to BREEDPLAN.  
*Please note: the submission of pregnancy test results is optional. This information is not currently included in the calculation of Days to Calving EBVs, but will be used to assist AGBU researchers identify how it may be used in the BREEDPLAN analysis in the future.*
- 4. Submitting DTC Information - ET Programs**  
This template can be used to submit [ET program information](#) to BREEDPLAN.  
*Please note: This information is not currently included in the calculation of Days to Calving EBVs, but will be used to assist AGBU researchers identify how it may be used in the BREEDPLAN analysis in future.*

Short videos have also been developed for each template, and provide instructions on how to fill out each template. Videos are available [here](#).

*Edited from ABRI Extension Services Beyond the Black Box Edition 3 (July 2023).*

**CALENDAR 2023**

|           |         |  |
|-----------|---------|--|
|           | 23      | BREEDPLAN course - Pretoria  |
| August    |         | Free LRF Online Short Course - Importance of and how to record Days to Calving     |
|           | 24      | Speakers: Mr Johan Styger, Mr Kobus Bester, Dr Mario Baffer and Mrs Izaan du Plooy |
| September | 5 - 10  | BKB Africa Livestock Expo  |
|           | 19 - 21 | Zimbabwe Beef School   |
| October   | 4       | LRF Stockman School entries close (or when fully booked)                           |
|           | 10      | LRF Members meeting - Aldam  |
|           | 11 - 13 | LRF Stockman School  |

**STOCKMAN SCHOOL**



**15de LRF Veeskool**  
11<sup>DE</sup>-13<sup>DE</sup> OKTOBER 2023, ALDAM

**TEMA: Bulseleksie as Winsdrywer**  
"Early bird"-registrasies is nou oop - bespaar R500.00. Aanbod eindig 31 Augustus 2023

**ONS INTERNASIONALE SPREKERS SLUIT IN:**

|  |   |   |  |
|--|---|---|--|
| <br>Dr Owen Beekun<br>Verkoper van Veerplaa<br>veerplaa.co.za | <br>Mr Paul Williams<br>Reguleer van die<br>AgriBreed Beeswees<br>Institute (ABBI) onsees onsees | <br>Michelle Rumbold<br>Wesvrou van Innominate<br>Konsultante by die<br>Veeplaas | <br>Dr Steve Miller<br>Direkteur van die Australiese<br>Genetiese en<br>Reprodusie (AGRI) |
|--|---|---|--|

**Hoekom fokus op die bul?**

- 'n Bul het jaarliks 25 – 60 kalwers.
- Na 3 generasies wat verse teruggehou word, is 87,5% van die genetiese samstelling van die vroulike diere in jou kudde die resultaat van die laaste 3 bulle wat jy gekoop het.
- Die genetiese van 'n bul kan vir baie jare in 'n kudde bly, indien sy dogters teruggehou word.
- Die teelgesondheid van 'n bul beïnvloed grootliks jou kudde se vrugbaarheid.

Besprekings:  
www.stockmanschool.co.za | Charmaine Alberts: +27 82 922 3747/palberts@telkomsa.net

[Register here](#)



**Maak jou bul beroemd!**  
Jou bul kan die VOORBLAD van die OKTOBER 2023-UITGAWE van VEEPLAAS wees.

**OM VIA FACEBOOK IN TE SKRYF:**

- "Like" hierdie plasing en voeg 'n vriend by in die kommentaar.
- Plaas 'n foto van jou bul op jou Facebook-blaad.
- Gees 'n die opskrif teen redelike woorde van jou bul in jou kuddes gebruik en gebruik die hashtag #StockmanSchool2023.
- Tag @Livestock Registration Federation en @Veeplaas Media in jou plasing.
- "Like" die @Livestock Registration Federation Facebook-blaad.

**OM VIA INSTAGRAM IN TE SKRYF:**

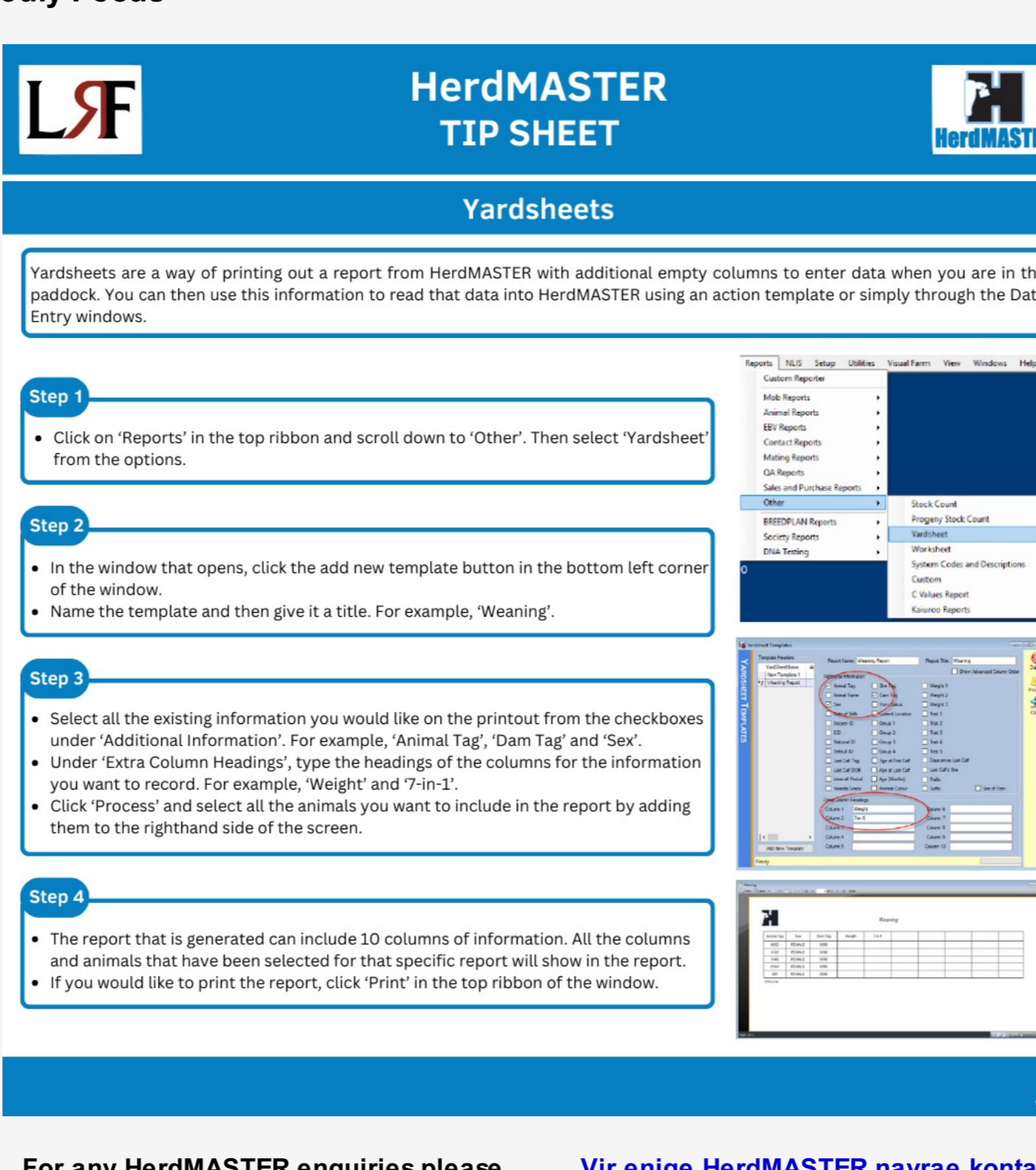
- "Like" hierdie plasing en voeg 'n vriend by in die kommentaar.
- Plaas 'n foto van jou bul op jou Instagram-blaad.
- Gees 'n die opskrif teen redelike woorde van jou bul in jou kuddes gebruik en gebruik die hashtag #StockmanSchool2023.
- Tag @herdmaster\_breedplan en @VeeplaasMedia in jou plasing.
- Tag @herdmaster\_breedplan Instagram-blaad.

Die plasing met die meeste "Likes" teen 10:00 op die 13<sup>de</sup> September 2023 sal die wenner wees. Die wenner sal gekonink word via die sosiale media platform wat gebruik is om vir die kompetisie in te skryf.

**Vir meer inligting, kontak gerus**  
die LRF Kantoor by +27 81 844 4853 | office@lrf.co.za  
Bepalings en voorwaardes geld. www.stockmanschool.co.za

**HERDMASTER**

**July Focus**



**HerdMASTER TIP SHEET**

**Yardsheets**

Yardsheets are a way of pricing out a report from HerdMASTER with additional empty columns to enter data when you are in the paddock. You can then use this information to read that data into HerdMASTER using an action template or simply through the Data Entry window.

**Step 1**

- Click on "Reports" in the top ribbon and scroll down to "Other". Then select "Yardsheet" from the options.

**Step 2**

- In the window that opens, click the add new template button in the bottom left corner of the window.
- Name the template and then give it a title. For example, "Weaning".

**Step 3**

- Select all the existing information you would like on the printout from the checkboxes under "Additional Information". For example, "Animal Tag", "Dam Tag" and "Sex".
- Under "Extra Column Headings", type the headings of the columns for the information you want to record. For example, "Weight" and "Price".
- Click "Process" and select all the animals you want to include in the report by adding them to the right-hand side of the screen.

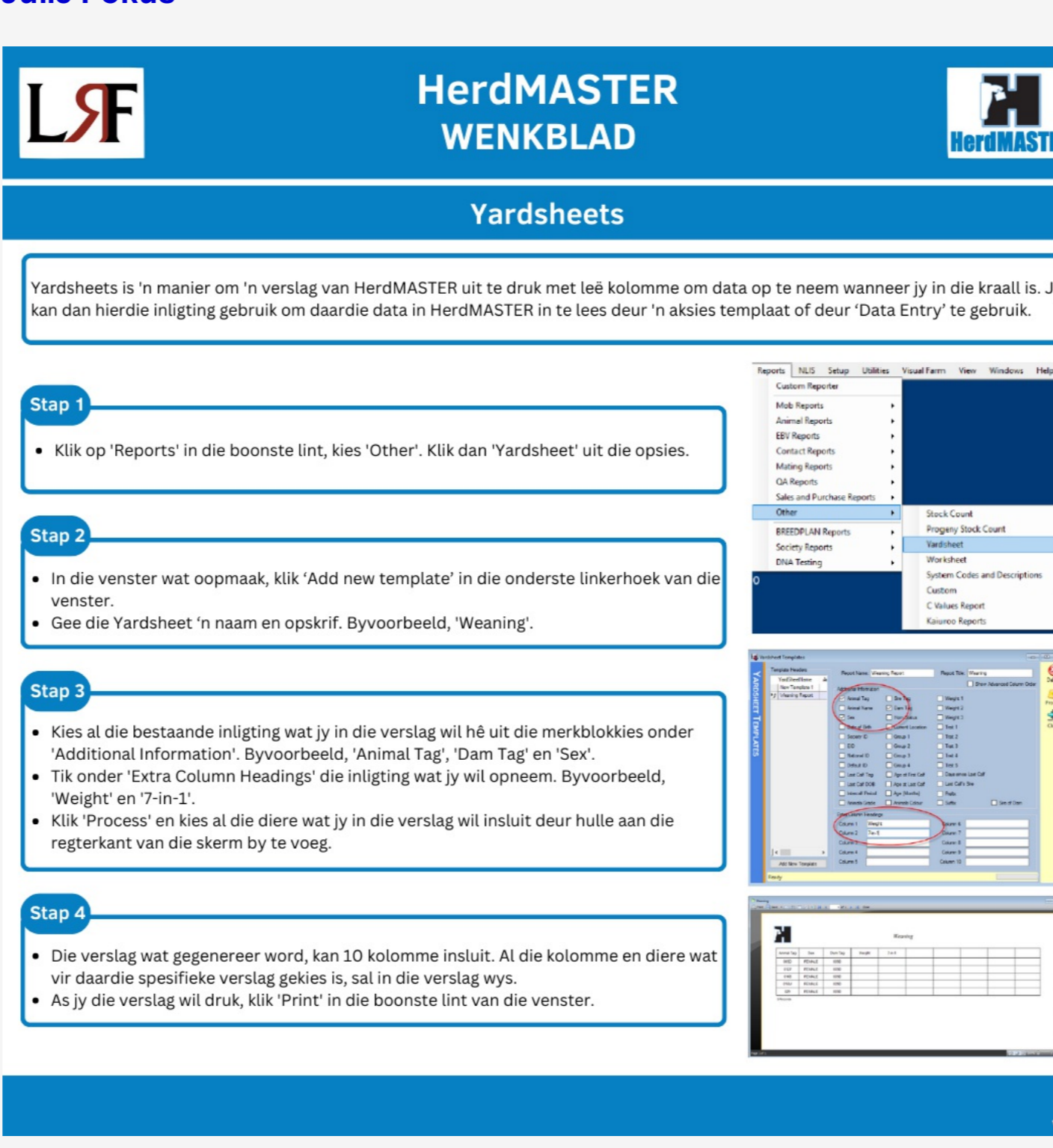
**Step 4**

- The report that is generated can include 10 columns of information. All the columns and animals that have been selected for that specific report will show in the report.
- If you would like to print the report, click "Print" in the top ribbon of the window.

For any HerdMASTER enquiries please contact Jeanine Labuschagne. [Vir enige HerdMASTER navrae kontak gerus vir Jeanine Labuschagne.](#)

+27 81 844 4853 herdmaster@lrf.co.za

**Julie Fokus**



**HerdMASTER WENKBLAD**

**Yardsheets**

Yardsheets is 'n manier om 'n verslag van HerdMASTER uit te druk met toegevoegde kolomme om data op te neem wanneer jy in die kraal is. Jy kan dan hierdie inligting gebruik om daardie data in HerdMASTER in te lees deur 'n aksie-templat of deur "Data Entry" te gebruik.

**Step 1**

- Klik op "Reports" in die boonste lint, kies "Other". Klik dan "Yardsheet" uit die opsies.

**Step 2**

- In die venster wat oopmaak, klik "Add new template" in die onderste linkerkant van die venster.
- Gees die "Yardsheet" 'n naam en opskrif. Byvoorbeeld, "Weaning".

**Step 3**

- Kies al die bestaande inligting wat jy in die verslag wil hê uit die merkbokkies onder "Additional Information". Byvoorbeeld, "Animal Tag", "Dam Tag" en "Sex".
- Tik onder "Extra Column Headings" die inligting wat jy wil opneem. Byvoorbeeld, "Weight" en "Price".
- Klik "Process" en kies al die diere wat jy in die verslag wil insluit deur hulle aan die regterkant van die skerm by te voeg.

**Step 4**

- Die verslag wat gegenereer word, kan 10 kolomme insluit. Al die kolomme en diere wat in daardie spesifieke verslag gekies is, sal in die verslag wys.
- As jy die verslag wil druk, klik "Print" in die boonste lint van die venster.

**HerdMASTER YouTube Channel**

Please subscribe to our HerdMASTER YouTube channel to watch all the latest videos and all HerdMASTER training videos.

**HerdMASTER YouTube Kanaal**

Maak seker om in te skakel by ons HerdMASTER YouTube kanaal om na al die nuutste videos, asook alle HerdMASTER opleidingskursusse, te kyk.

Please let us know if there is a specific topic you would like a video on. [Laat weet gerus indien daar 'n spesifieke onderwerp is waaroor jy 'n video wil sien.](#)

[Click here to subscribe](#) [Klik hier om in te teken](#)

**SOCIETIES/COURSES**

LRF Online Short Course on Interpreting EBVs and Sale Catalogues is available [here](#).



**Free LRF**

**2<sup>nd</sup> Online Short Course**

**24 August 2023**  
18:00 – 19:00


**Days to Calving: The importance thereof and how to record it**

**Presenters: Mrs. Izaan du Plooy & Mr Johan Styger**

**Register at office@lrf.co.za/+27 81 844 4853**

[Click here for the LRF website](#) [Klik hier vir die LRF webwerf](#)

[LRF WEBSITE](#) [LRF WEBWERF](#)



For advertisements in the LRF/BREEDPLAN monthly newsletter, please contact Mrs Izaan du Plooy at office@lrf.co.za. [Vir advertensies in die LRF/BREEDPLAN maandelikse nuusbrieff, kontak gerus vir Mev. Izaan du Plooy by office@lrf.co.za.](#)